

# Central Connecticut State University *At a Glance*

## Student Enrollment (Fall 2024 Census)

	Headcount	Male	Female	Full-Time	Part-Time	Minority	CT Resident
Undergraduate	8,170	54%	46%	80%	20%	44%	94%
Graduate	1,827	38%	62%	34%	66%	33%	91%
<b>Total</b>	<b>9,997</b>	<b>51%</b>	<b>49%</b>	<b>72%</b>	<b>28%</b>	<b>42%</b>	<b>94%</b>

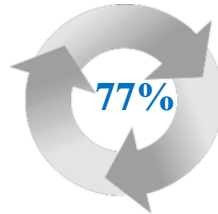
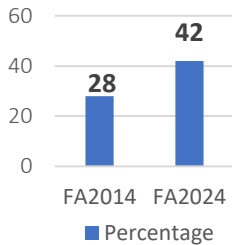
## Annual Cost of Attendance (2024-2025)

Full-Time Tuition & Fees Per Year	Cost
• In-State Undergraduate	\$13,050
• Domestic/NEBHE Undergraduate	\$16,550
• International Undergraduate	\$26,990
• In-State Graduate	\$14,562
• National Resident Graduate	\$18,920
• International Graduate	\$28,290

### Part-Time In-State Per Credit Hour

- Undergraduate \$642
- Graduate \$809
- Doctoral \$1,109

## Minority Percentage



**Official Retention Rate**  
Fall 2023 to Fall 2024

## Most Popular Undergraduate Degree Programs

- Business/Marketing
- Computer Info. Science
- Social Sciences
- Education
- Psychology

## Number of Students by Race/Ethnicity

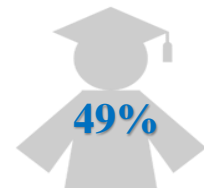
Race/Ethnicity	Undergraduate	Graduate	Total
U.S. Non-Resident	155	41	196
Hispanic/Latino	1,731	271	2,002
American Indian/Alaska Native	15	4	19
Asian	415	71	486
Black or African American	1,219	202	1,421
Native Hawaiian or Other Pacific Islander	4	2	6
White	4,211	1,149	5,360
Two or More Races	224	52	276
Race and Ethnicity Unknown	196	35	231
<b>Total</b>	<b>8,170</b>	<b>1,827</b>	<b>9,997</b>

## Degrees Awarded (July 1, 2023-June 30, 2024)

	Liberal Arts & Social Sciences	Business	Education & Professional Studies	Engineering, Science, & Technology	Total
Bachelor's	552	321	236	407	1,516
Post-Bac Cert.	13	21	7	15	56
Master's	91	101	134	70	396
Post-Mast Cert.	0	0	147	0	147
Doctoral	0	0	11	26	37
Post-Secondary	7	0	0	0	7
<b>Total</b>	<b>663</b>	<b>443</b>	<b>535</b>	<b>518</b>	<b>2,159</b>

## Official Graduation Rate

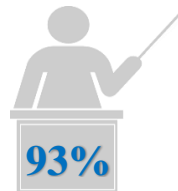
6 Yr. (Fall 2017 Cohort)



## AAUP Faculty (Fall 2024)

Time	Faculty
Full-Time	412
Part-Time	479
<b>Total</b>	<b>891</b>

## Full-time Faculty with Tenured/Tenure Track %



**14:1**



## Student to Faculty Ratio IPEDS 2024

