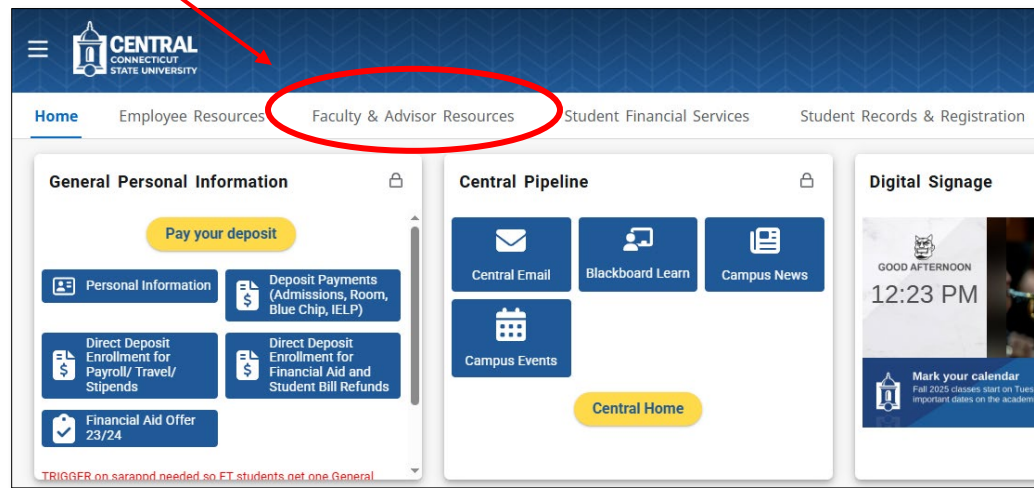
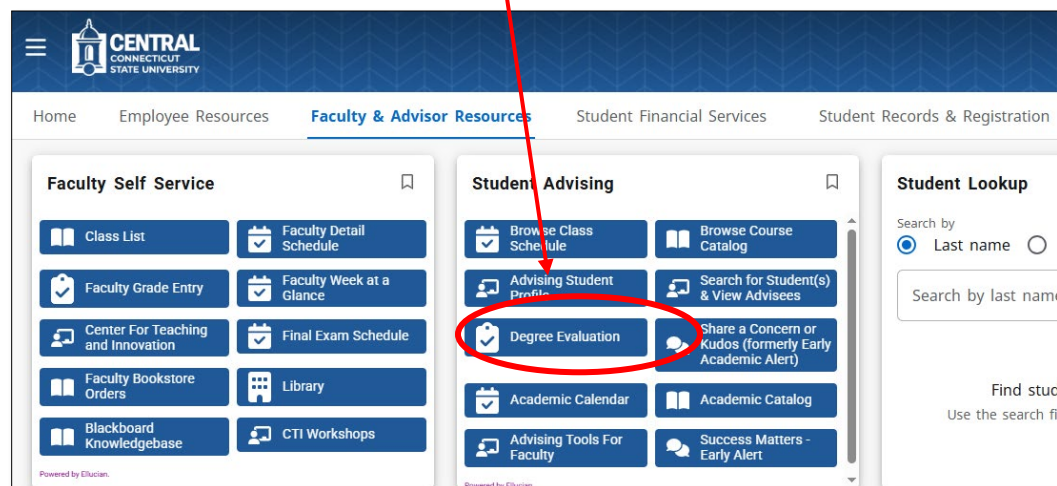


## Central Connecticut State University – Faculty: Viewing a Student’s Degree Works degree evaluation

1. Go to the CCSU website **www.ccsu.edu** and click on **“CentralPipeline”** in the upper right.
2. **Log in** with your CCSU email address and BlueNet password, then approve the multi-factor authentication request using your 2<sup>nd</sup> device (mobile device or phone).
3. Click on **“Faculty & Advisor Resources”** on top menu line.

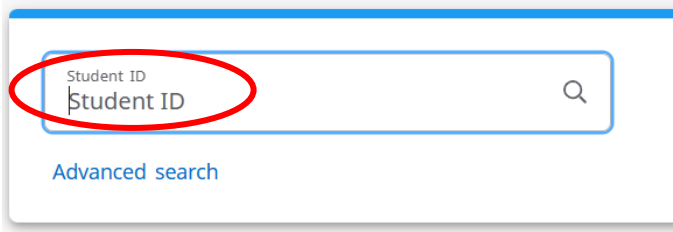


4. In the card **“Student Advising”**, click on **“Degree Evaluation”**.



5. Enter the **Student's ID Number** and hit the Enter key:

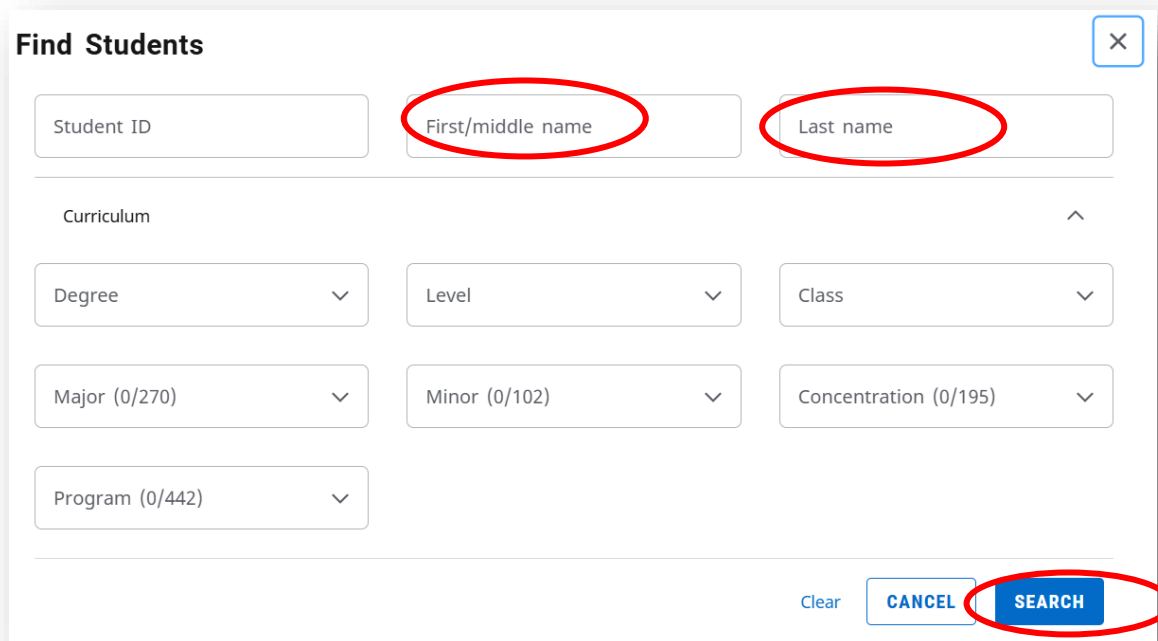
## Degree Works



Student ID  
Student ID

Advanced search

Or click on “**Advanced Search**” to search by the student’s name, then click **Search**:



Find Students

Student ID First/middle name Last name

Curriculum

Degree Level Class

Major (0/270) Minor (0/102) Concentration (0/195)

Program (0/442)

Clear CANCEL SEARCH

6. View the [Degree Works Advisor Guide](#) for details on using the evaluation, including running “what if” scenarios.