

CENTRAL CONNECTICUT STATE UNIVERSITY

FOUR-YEAR ACADEMIC MAP

- Checkpoint:** The ideal time for completing a particular requirement (recommended).
- Warning:** This indicates that a milestone will soon be approaching (could delay graduation).
- Milestone:** A program or degree requirement that must be completed by this specific time in order to graduate in 4 years and/or continue in the major/program (required, cannot proceed)

Effective Term Fall 2012

Accounting, BS




| Semester 1 | Cr. | Min. Gr. | Milestones |
|--------------------------|-----------|----------|---|
| ENG 110 (PMR) | 3 | C- | Complete ENG 099 and MATH 099 if necessary. |
| MATH 101 | 3 | C- | |
| History | 3 | | MATH 101 with a C- or better is a prereq for MATH 123/125, STAT 200 & AC 211. |
| General Ed/Elective | 3 | | Complete Foreign Language 111 if necessary |
| Foreign Language 112/114 | 3 | | |
| FYE | 0-1 | | Target GPA greater than 2.50 |
| | | | |
| TOTAL | 16 | | |




| Semester 2 | Cr. | Min. Gr. | Milestones |
|------------------------|-----------|----------|--|
| MATH 123/125 (PMR) | 3 | C- | You must maintain at least a GPA of 2.50 in courses marked as PMR. |
| ECON 200 (PMR) | 3 | C- | |
| 200 Level English Lit | 3 | | Target GPA greater than 2.50. |
| PE 144 | 2 | | |
| General Ed/Elective | 3 | | |
| General Ed or Elective | 3 | | |
| | | | |
| TOTAL | 17 | | |




| Semester 3 | Cr. | Min. Gr. | Milestones |
|---------------------------|-----------|----------|---|
| AC 211 (PMR) (Core) | 3 | C- | AC 211 & STAT 200 are part of a required series of courses - must be taken 1st. |
| ECON 201 (PMR) | 3 | C- | |
| STAT 200 (PMR) | 3 | C- | You must maintain at least a GPA of 2.50 in courses marked as PMR. |
| MKT 295 or MGT 295 (Core) | 3 | C- | |
| Natural Science w/ Lab | 3-4 | | Target GPA greater than 2.50. |
| | | | |
| | | | |
| TOTAL | 16 | | |





| Semester 4 | Cr. | Min. Gr. | Milestones |
|---------------------|-----------|----------|---|
| AC 212 (PMR) (Core) | 3 | C- | AC 212 & STAT 201 are part of a required series of courses - must be taken 2nd. |
| STAT 201 (PMR) | 3 | C- | |
| FIN 295 (Core) | 3 | C- | FIN 295 is a co-requisite for AC 300. |
| LAW 250 (Core) | 3 | C- | LAW 250 is a pre-requisite for AC 302. |
| MC 207 (Core) | 3 | C- | |
| | | | |
| | | | |
| TOTAL | 15 | | |

| | | |
|--|---|--|
| | <p>Must have an overall GPA of 2.50, completed all 8 PMR courses with an avg GPA of 2.50, have no grade lower than C- in any PMR course, & declare major</p> | |
|--|---|--|

| Semester 5 | | Cr. | Min. Gr. | Milestones |
|--------------------|---|-----------|---|------------|
| MIS 201 | 3 | C- |  MIS 201 is a pre-requisite for AC 340. | |
| AC 300 | 3 | C- |  AC 300 is part of a required series of three courses - must be taken 1st. | |
| AC 301 | 3 | C- | | |
| AC 302 | 3 | C- |  All Lower Division Business Core Courses completed w/ C- or better. | |
| MKT 295 or MGT 295 | 3 | C- | | |
| | | | | |
| | | | | |
| TOTAL | | 15 | | |

| Semester 6 | | Cr. | Min. Gr. | Milestones |
|---------------------|---|-----------|---|------------|
| AC 312 | 3 | C- |  AC 312 is part of a required series of three courses - must be taken 2nd. | |
| AC 340 | 3 | C- |  AC 340 requires that you also be taking or have completed AC 312. | |
| AC Elective | 3 | C- | | |
| General Ed/Elective | 3 | |  Apply for Graduation 1 year before your anticipated graduation date. | |
| General Ed/Elective | 3 | | | |
| | | | | |
| | | | | |
| TOTAL | | 15 | | |

| Semester 7 | | Cr. | Min. Gr. | Milestones |
|---------------------|---|-----------|--|------------|
| AC 313 | 3 | C- |  AC 313 is part of a required series of three courses - must be taken third. | |
| AC 445 | 3 | C- |  AC 445 requires that you also be taking AC 313. | |
| MGT 480 | 3 | C- | | |
| General Ed/Elective | 3 | |  To take MGT 480 you must have senior standing and completed all core business classes. | |
| General Ed/Elective | 3 | | | |
| | | | | |
| | | | | |
| TOTAL | | 15 | | |

| Semester 8 | | Cr. | Min. Gr. | Milestones |
|---------------------|---|-----------|---|------------|
| AC Elective | 3 | C- |  All major courses completed. | |
| AC Elective | 3 | C- |  Overall GPA above 2.50 & above 2.50 in core business and major classes. | |
| General Ed/Elective | 3 | | | |
| General Ed/Elective | 3 | |  All General Ed requirements met (including International & Language). | |
| General Ed/Elective | 3 | | | |
| | | |  122 or more earned credits. | |
| | | | | |
| TOTAL | | 15 | | |

TOTAL 122

This academic map is not a contract, either expressed or implied, between the University and the student, but represents a flexible program of the current curriculum which may be altered from time to time to carry out the academic objectives of the University. The University reserves the right to change, delete or add to any Map at any time within the student's period of study at the University.